



40 Mitchell Ave, Binghamton, NY 13903 Phone:(607) 723-1676

Patient Name: Elinka Harper
Height:

MRN #: 1962
Weight:

Birth Year:
Hypertension:

GLUCOSE STATISTICS AND TARGETS

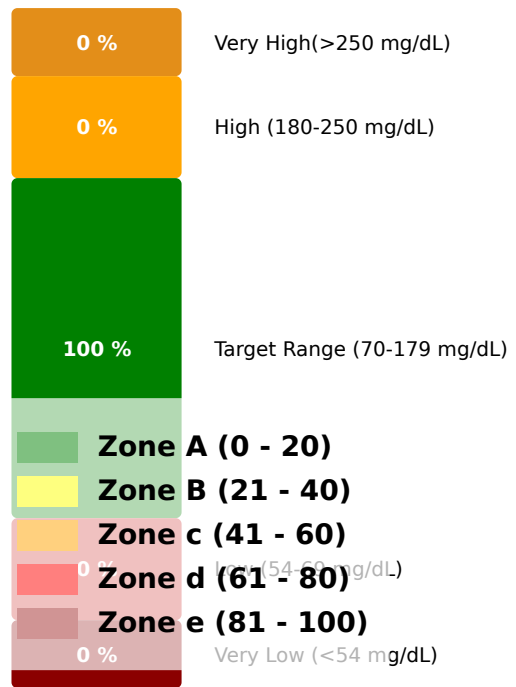
Aug 12, 2025 - Aug 25, 2025 13 days
% Time CGM is Active 0.24%

Glucose Ranges	Target (% of readings (TimeDay))
Target Range 70-180 mg/dL	Greater than 100% (0h 45min)
Below 70 mg/dL	Less than 0% (0h 0min)
Below 54 mg/dL	Less than 0% (0h 0min)
Above 180 mg/dL	Less than 0% (0h 0min)
Above 250 mg/dL	Less than 0% (0h 0min)

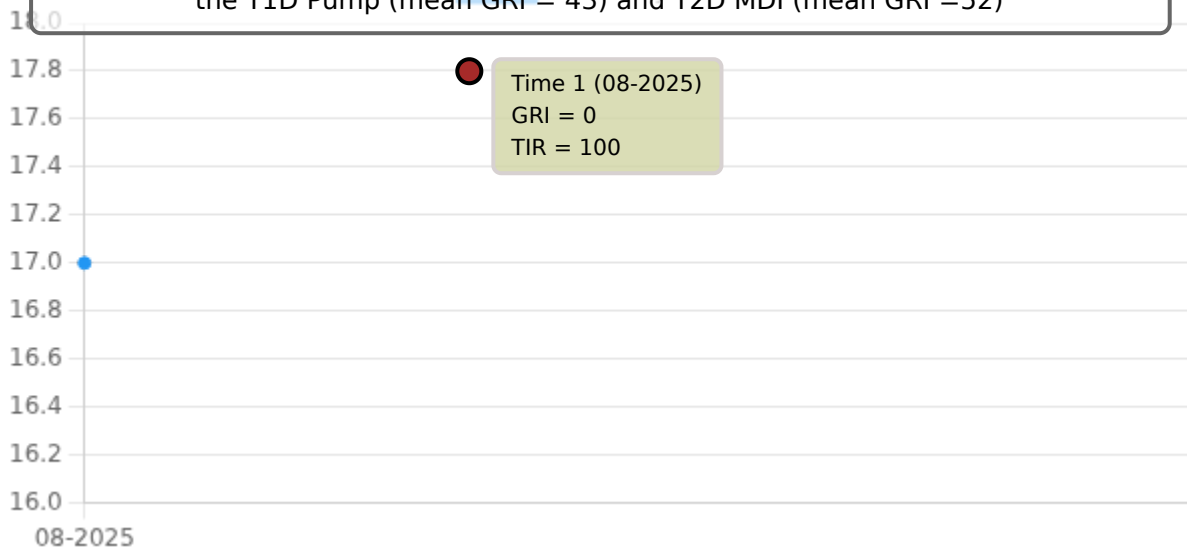
Each 5% increase in time in range (70-180 mg/dL) is clinically beneficial

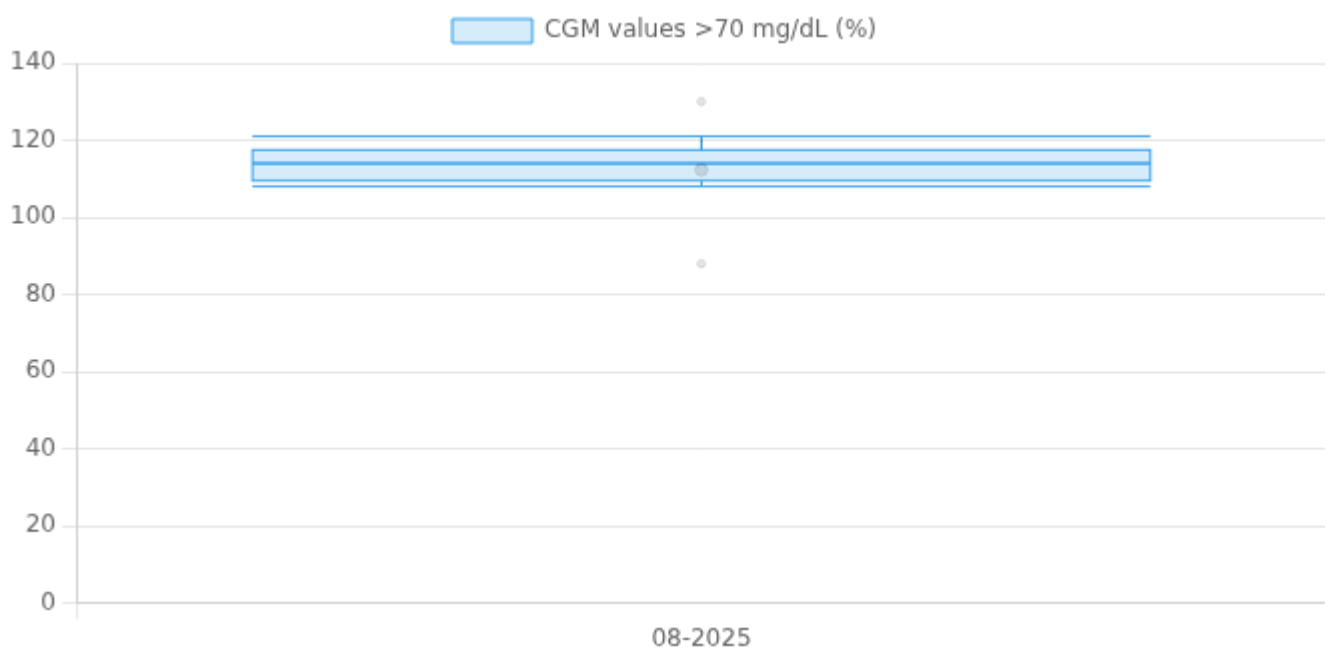
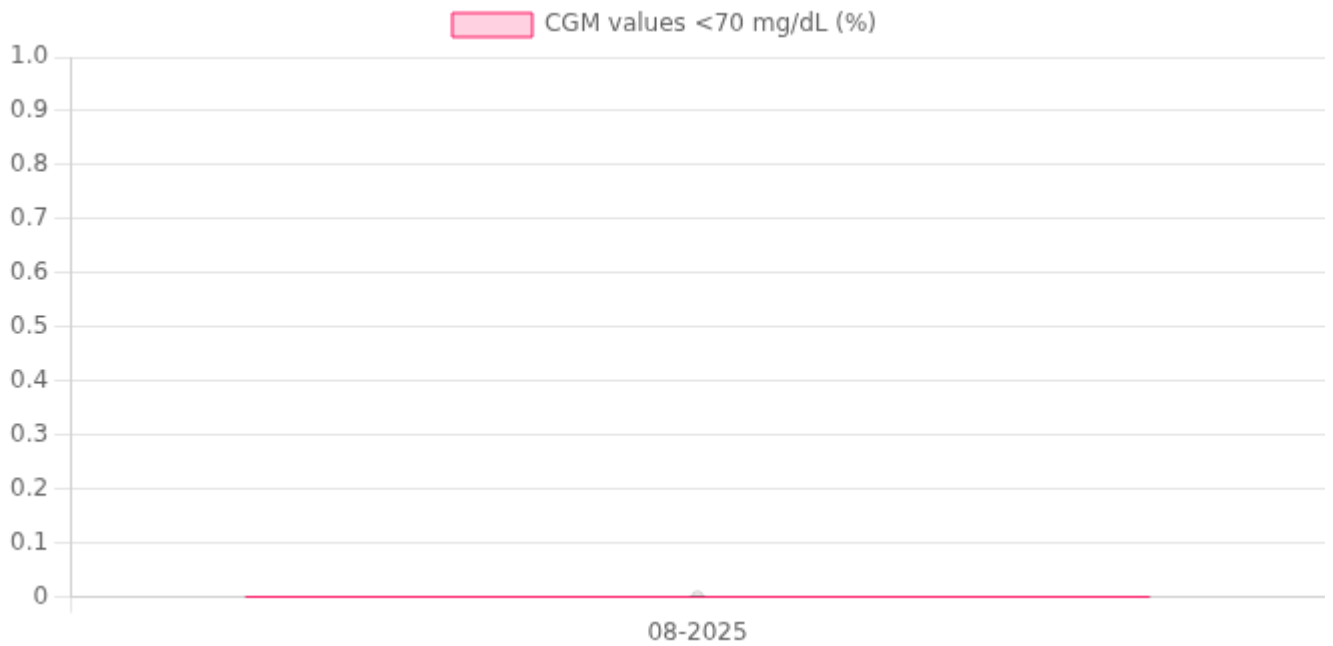
- Average Glucose**
 Time 2 (07-2025) **111 mg/dL**
 GRI = 0
 TIR = 0
- Glucose Management Indicator (GMI)** **5.97%**
 TIR = 0
- Average Variability** **49.5%**
- Time 3 (06-2025) GRI = 0
 TIR = 0
- Time 4 (05-2025) GRI = 0
 TIR = 0
- Time 5 (04-2025) GRI = 0
 TIR = 0

TIME IN RANGES

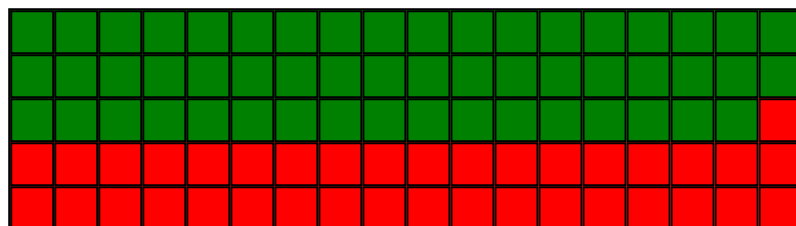


(mean GRI = 26), highest in the T1D MDI category (mean GRI = 78) and similar in the T1D Pump (mean GRI = 43) and T2D MDI (mean GRI = 52)





Daily Glucose Profile (06-26-2025)



Terms & Conditions Accepted: YES

Attention:

This electronic pdf file contain information intended for the exclusive use of the individual or entity.